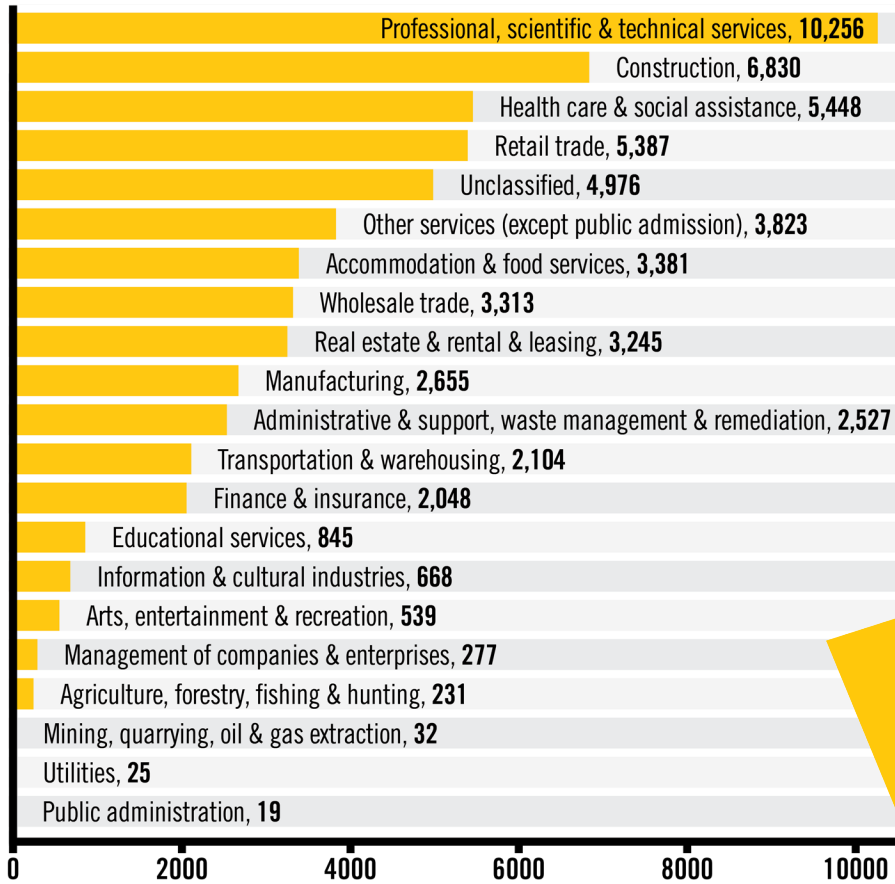


YORK REGION

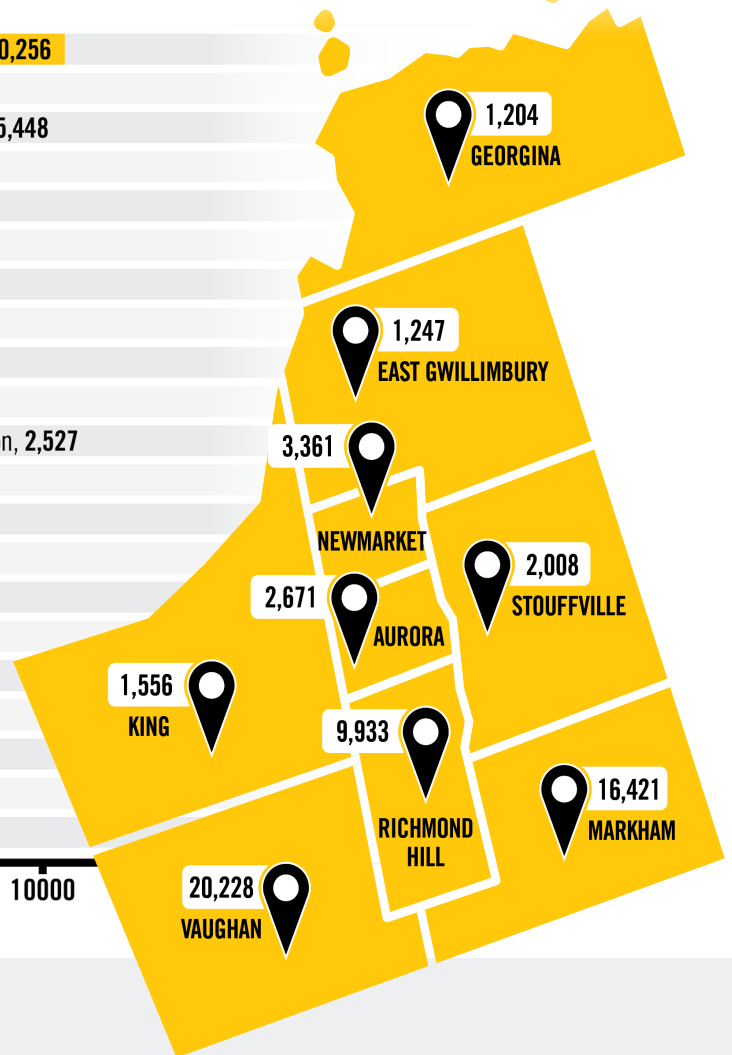
2025 BUSINESS COUNTS FACTSHEET

Data Source: Statistics Canada, Canadian Business Counts by Location with Employees, June 2025 *

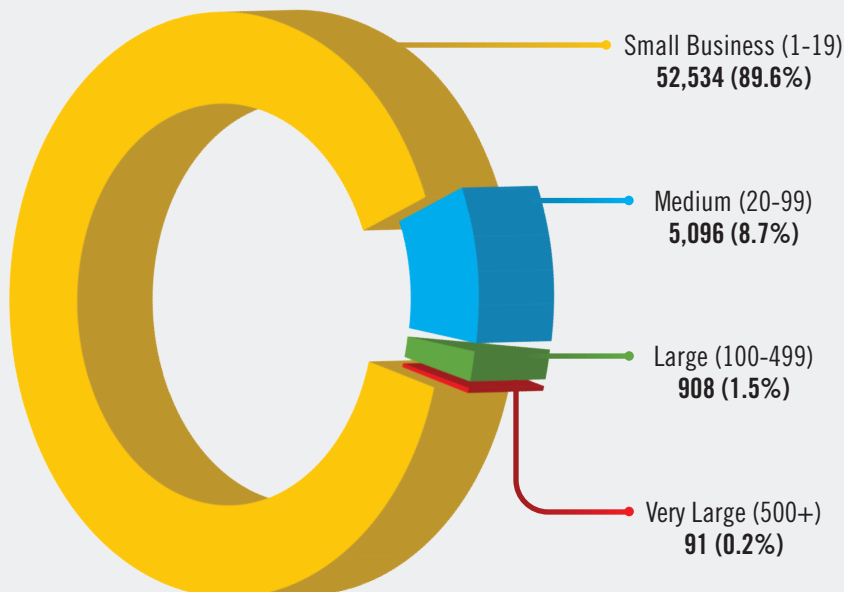
Business Counts by NAICS (2-digit) Sector:



Business Counts Per Local Municipality:



Business Counts and Share by Employment Size Range:



58,629 Businesses (Employers) in York Region

YORK LINK

For more visit: yorklink.ca/resources

Ontario's 10 Largest Census Divisions by Business Counts:

Census Divisions	Businesses (#)
Toronto	110,576
Peel	68,233
YORK	58,629
Ottawa	32,132
Halton	24,986
Waterloo	19,177
Durham	18,801
Hamilton	17,033
Simcoe	16,951
Niagara	14,530
Essex	12,479



2% increase from 2024
(1169 businesses)

2024 57,460

58,629

Business Counts and Share by Employment Size:

Employment Size (CBC)	# of Businesses	% of Businesses
1 - 4 Employees	37,404	63.8%
5 - 9 Employees	9,247	15.8%
10 - 19 Employees	5,883	10%
20 - 49 Employees	3,741	6.4%
50 - 99 Employees	1,355	2.3%
100 - 199 Employees	613	1%
200 - 499 Employees	295	0.5%
500 + Employees	91	0.2%

2024 - 2025 Change in Number of Businesses by NAICS (2-digit) Sector:

Health care and social assistance, 224 (4.29%)
Professional, scientific and technical services, 138 (1.36%)
Accommodation and food services, 121 (3.71%)
Real estate and rental and leasing, 58 (1.82%)
Other services (except public administration), 54 (1.43%)
Arts, entertainment and recreation, 31 (6.10%)
Retail trade, 21 (0.39%)
Administrative and support, waste management and remediation services, 20 (0.80%)
Manufacturing, 18 (0.68%)
Agriculture, forestry, fishing and hunting, 11 (5.00%)
Construction, 6 (0.09%)
Mining, quarrying, and oil and gas extraction, 3 (10.34%)
Utilities, 1 (4.17%)
Educational services, 0 (0.00%)
Public administration, -1 (-5.00%)
Finance and insurance, -3 (-0.15%)
Management of companies and enterprises, -10 (-3.48%)
Information and cultural industries, -14 (-2.05%)
Wholesale trade, -18 (-0.54%)
Transportation and warehousing, -20 (-0.94%)
Unclassified, 529 (11.90%)

Data Sources and Disclaimer:*

Data Source: Statistics Canada, Canadian Business Counts (CBC) by Location with Employees, June 2025

Canadian Business Counts by Location data provides counts of business establishments by industry classification and employment size categories. The data is compiled from the Business Register, which is a repository of information on the Canadian business population. The location is an operating entity which:

1. Conducts economic activity at or from a single physical location or group of locations;
2. Resides within the smallest standardized geographical area;
3. Is able to provide employment data at a minimum.

Disclaimer: Statistics Canada's Canadian Business Counts (CBC) and the York Region Employment Survey (YRES) both provide information on business establishments in York Region; however, they differ in purpose, methodology, and coverage. The CBC is a nationally standardized dataset produced by Statistics Canada using administrative business registration and taxation records, enabling comparison across census geographies. YRES is a primary survey of businesses with a physical location in York Region, excluding home based businesses and farms, with employment jobs collected on a voluntary disclosure basis. Differences between the two sources are due to variations in data sources, methodology, definitions, coverage, and reference periods.